



STONY HOLLOW LANDFILL, INC.
2460 S. Gettysburg Ave.
Dayton, OH 45418
(937) 268-1133
(937) 267-5110 Fax

February 22, 2017

Ms. Eileen Moran
Unit Supervisor
Regional Air Pollution Control Agency
117 South Main Street
Dayton, OH 45422

Re: DIFO Order No. 6 Ambient Air Monitoring – February 18-19, 2017
Stony Hollow Landfill
Facility ID No. 08-57-04-3008

Dear Ms. Moran:

Stony Hollow Landfill, Inc. (Stony Hollow) contracted with LJB, Inc. (LJB) to perform the ambient air monitoring on the 1 in 6-day schedule as required by the Director's Interim Findings and Orders, dated November 28, 2016. The 24-hour ambient air sampling was performed between February 18-19, 2017 and ALS Environmental performed the USEPA Method TO-15 analysis.

Please find attached to this submittal letter the LJB ambient air monitoring report, which includes the analytical results. Per a review of the analytical results, the measured concentrations within the air samples were below the laboratory reporting limits or the NIOSH RELs.

If you have any questions, please contact the undersigned at (937) 356-6204.

Sincerely,

A handwritten signature in blue ink, appearing to read 'Peter C. Lucas'.

Peter Lucas, P.E.
District Engineer

cc: Russell Brown, Michelle Ackenhausen - Ohio EPA
Stony Hollow files



February 21, 2017

Mr. Peter Lucas
 Waste Management – Stony Hollow Landfill
 2460 South Gettysburg Avenue
 Dayton, Ohio 45417

Via email: plucas2@wm.com

Re: February 18, 2017 ambient air sampling at Stony Hollow Landfill

Dear Mr. Lucas:

On February 18 and 19, 2017 LJB Inc. collected two 24-hour ambient air samples at the Waste Management Stony Hollow Landfill. The samples included AA-21, collected from inside the north fence line of the landfill, and AA-22, collected from inside the south fence line of the landfill. A map of the sample locations is attached. Sample locations were in accordance with the November 28, 2016 Ohio EPA Interim Findings and Orders for Stony Hollow Landfill. Table 1 contains sample equipment and interval details. Note that sample AA-22 was completed approximately 30 minutes prior to the full 24-hour sample interval. This was because the canister pressure had already reached -5" Hg and above that pressure (i.e., with less vacuum remaining in the canister) there is a risk that the flow controller will no longer be able to maintain a stable pressure differential across the critical orifice, resulting in a sample skewed toward air collected early in the sample period.

TABLE 1

SAMPLE NO.	START DATE/TIME	END DATE/TIME	START PRESSURE	END PRESSURE	CANISTER NO.	CONTROLLER NO.
AA-21	02/18/2017 08:16	02/19/2017 08:16	-29.8" Hg	-7" Hg	119001	108982
AA-22	02/18/2017 08:30	02/19/2017 07:59	-29.8" Hg	-5" Hg	119003	109046

Weather conditions reported for the sample period by the weather station located at Sinclair Community College are shown in the attached graphs, reproduced from the weather station's data page at <https://www.wunderground.com>.

The completed samples were transported by courier from the LJB offices to ALS Environmental laboratory in Cincinnati, Ohio on February 20, 2017 and were analyzed by EPA Method TO-15 the same day per the one-day turnaround time previously arranged. Table 2 provides the summarized sample results. Only acetone, chloromethane and dichlorodifluoromethane were detected above laboratory reporting limits; concentrations of all three were well below the NIOSH RELs for these compounds.

TABLE 2

ANALYTE	AA-21, ppbv	AA-22, ppbv	NIOSH REL, ppbv
1,1,1-Trichloroethane	< 0.50	< 0.50	350,000
1,1,2,2-Tetrachloroethane	< 0.50	< 0.50	1,000
1,1,2-Trichloroethane	< 0.50	< 0.50	10,000
1,1-Dichloroethane	< 0.50	< 0.50	100,000
1,1-Dichloroethene	< 0.50	< 0.50	200,000
1,2,4-Trichlorobenzene	< 0.50	< 0.50	5,000
1,2,4-Trimethylbenzene	< 0.50	< 0.50	25,000
1,2-Dibromoethane	< 0.50	< 0.50	45
1,2-Dichlorobenzene	< 0.50	< 0.50	50,000
1,2-Dichloroethane	< 0.50	< 0.50	1,000
1,2-Dichloropropane	< 0.50	< 0.50	75,000
1,3,5-Trimethylbenzene	< 0.50	< 0.50	25,000
1,3-Butadiene	< 0.50	< 0.50	1,000
1,3-Dichlorobenzene	< 0.50	< 0.50	50,000
1,4-Dichlorobenzene	< 0.50	< 0.50	50,000
1,4-Dioxane	< 1.0	< 1.0	NA
2-Butanone	< 0.50	< 0.50	200
2-Hexanone	< 0.50	< 0.50	1,000
2-Propanol	< 1.0	< 1.0	400,000
4-Ethyltoluene	< 0.50	< 0.50	NA
4-Methyl-2-pentanone	< 0.50	< 0.50	50,000
Acetone	6.6	2.2	250,000
Benzene	< 0.50	< 0.50	100
Benzyl chloride	< 0.50	< 0.50	1,000
Bromodichloromethane	< 0.50	< 0.50	NA
Bromoform	< 0.50	< 0.50	500
Bromomethane	< 0.50	< 0.50	20,000
Carbon disulfide	< 0.50	< 0.50	1,000
Carbon tetrachloride	< 0.50	< 0.50	2,000
Chlorobenzene	< 0.50	< 0.50	75,000
Chloroethane	< 0.50	< 0.50	1,000,000
Chloroform	< 0.20	< 0.20	2,000
Chloromethane	0.59	0.56	100,000
cis-1,2-Dichloroethene	< 0.50	< 0.50	200,000
cis-1,3-Dichloropropene	< 0.50	< 0.50	1,000
Cumene	< 0.50	< 0.50	50,000
Cyclohexane	< 0.50	< 0.50	300,000
Dibromochloromethane	< 0.50	< 0.50	NA
Dichlorodifluoromethane	0.51	0.50	1,000,000
Ethyl acetate	< 0.50	< 0.50	400,000
Ethylbenzene	< 0.50	< 0.50	100,000
Freon 113	< 0.50	< 0.50	1,000,000
Freon 114	< 0.50	< 0.50	1,000,000
Heptane	< 0.50	< 0.50	85,000
Hexachlorobutadiene	< 0.50	< 0.50	20
Hexane	< 0.50	< 0.50	50,000

Mr. Peter Lucas: February 18, 2017 ambient air sampling
February 21, 2017
Page 3

ANALYTE	AA-21, ppbv	AA-22, ppbv	NIOSH REL, ppbv
m,p-Xylene	< 0.50	< 0.50	100,000
Methylene chloride	< 0.50	< 0.50	25,000
MTBE	< 0.50	< 0.50	2,000
Naphthalene	< 0.20	< 0.20	10,000
o-Xylene	< 0.50	< 0.50	100,000
Propene	< 0.50	< 0.50	NA
Styrene	< 0.50	< 0.50	50,000
Tetrachloroethene	< 0.50	< 0.50	100,000
Tetrahydrofuran	< 0.50	< 0.50	200,000
Toluene	< 0.50	< 0.50	100,000
trans-1,2-Dichloroethene	< 0.50	< 0.50	200,000
trans-1,3-Dichloropropene	< 0.50	< 0.50	1,000
Trichloroethene	< 0.20	< 0.20	100,000
Trichlorofluoromethane	< 0.50	< 0.50	1,000,000
Vinyl acetate	< 0.50	< 0.50	4,000
Vinyl chloride	< 0.50	< 0.50	1,000

The ALS Environmental laboratory report and chain of custody form are attached. Please let me know if you have any questions.

Sincerely,

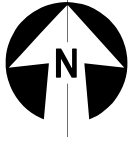
LJB Inc.



Jennifer K. Miller
Environmental Scientist

Stony Hollow Landfill

Air sample location

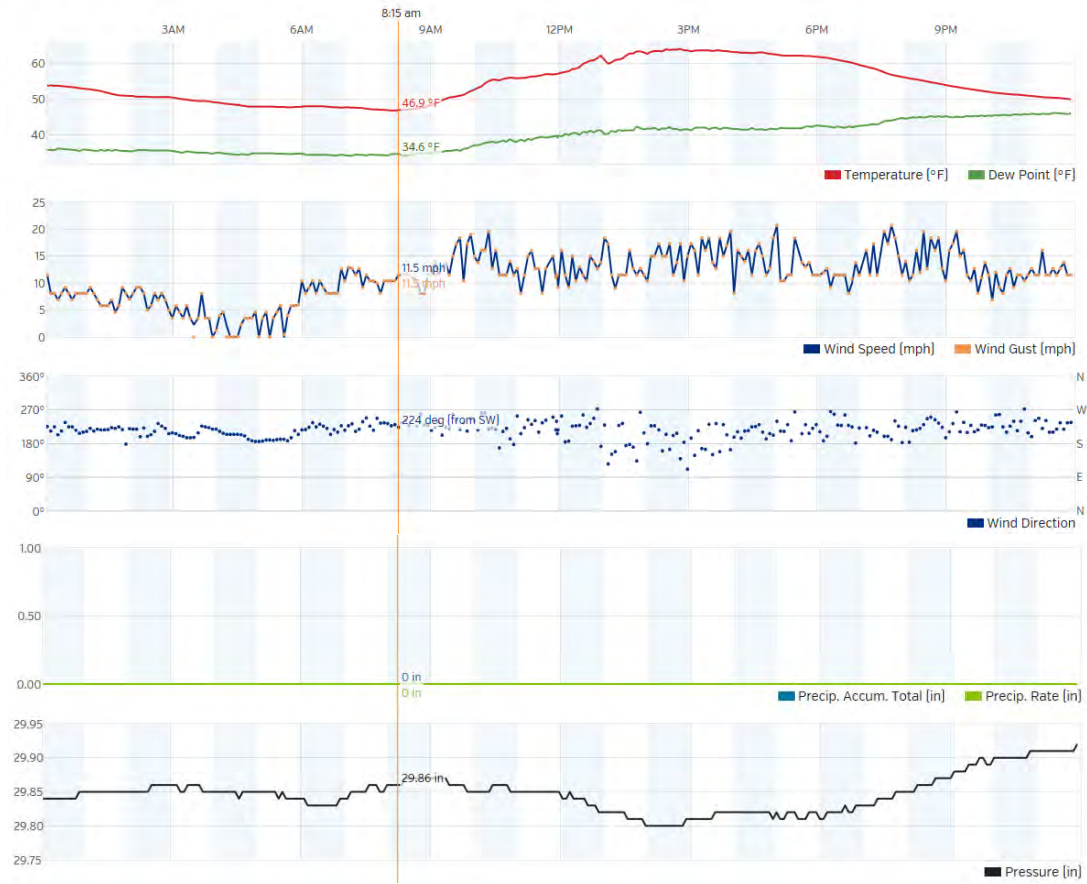


0 200 400 800 Feet

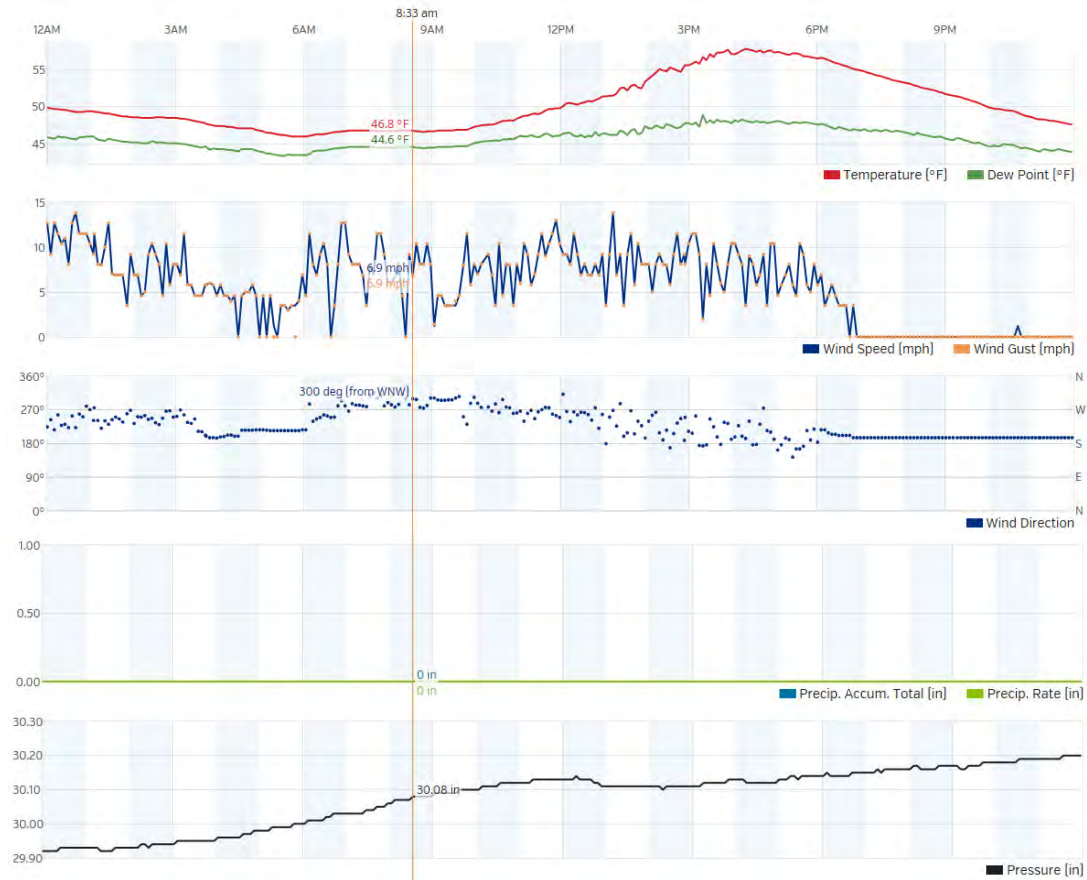
> Waste Management Stony Hollow Landfill
Ambient Air Sample Locations



Weather History Graph
February 18, 2017



Weather History Graph
February 19, 2017





21-Feb-2017

Jennifer Miller
Waste Management
2460 S. Gettysburg Rd
Dayton, OH 45417

Tel: (937) 689-3638
Fax:

Re: Stony Hollow Landfill

Work Order: **1702666**

Dear Jennifer,

ALS Environmental received 2 samples on 20-Feb-2017 02:56 PM for the analyses presented in the following report.

The analytical data provided relates directly to the samples received by ALS Environmental and for only the analyses requested.

QC sample results for this data met laboratory specifications. Any exceptions are noted in the Case Narrative, or noted with qualifiers in the report or QC batch information. Should this laboratory report need to be reproduced, it should be reproduced in full unless written approval has been obtained from ALS Laboratory Group. Samples will be disposed in 30 days unless storage arrangements are made.

The total number of pages in this report is 16.

If you have any questions regarding this report, please feel free to contact me.

Sincerely,

Rob Nieman

Electronically approved by: Rob Nieman

Rob Nieman
Project Manager

ADDRESS 4388 Glendale Milford Rd Cincinnati, Ohio 45242- | PHONE (513) 733-5336 | FAX (513) 733-5347

ALS GROUP USA, CORP. Part of the ALS Group An ALS Limited Company

Environmental

www.alsglobal.com

RIGHT SOLUTIONS RIGHT PARTNER

Client: Waste Management
Project: Stony Hollow Landfill
Work Order: 1702666

Work Order Sample Summary

<u>Lab Samp ID</u>	<u>Client Sample ID</u>	<u>Matrix</u>	<u>Tag Number</u>	<u>Collection Date</u>	<u>Date Received</u>	<u>Hold</u>
1702666-01	AA-21 Landfill N	Air		2/19/2017	2/20/2017	<input type="checkbox"/>
1702666-02	AA-22 Landfill S	Air		2/19/2017	2/20/2017	<input type="checkbox"/>

ALS Environmental

Date: 21-Feb-17

Client: Waste Management
Project: Stony Hollow Landfill
Sample ID: AA-21 Landfill N
Collection Date: 2/19/2017

Work Order: 1702666
Lab ID: 1702666-01
Matrix: AIR

Analyses	Result	Qual	Report Limit	Units	Dilution Factor	Date Analyzed
TO-15 BY GC/MS			ETO-15			Analyst: MRJ
1,1,1-Trichloroethane	ND		0.50	ppbv	1	2/20/2017 05:26 PM
1,1,2,2-Tetrachloroethane	ND		0.50	ppbv	1	2/20/2017 05:26 PM
1,1,2-Trichloroethane	ND		0.50	ppbv	1	2/20/2017 05:26 PM
1,1-Dichloroethane	ND		0.50	ppbv	1	2/20/2017 05:26 PM
1,1-Dichloroethene	ND		0.50	ppbv	1	2/20/2017 05:26 PM
1,2,4-Trichlorobenzene	ND		0.50	ppbv	1	2/20/2017 05:26 PM
1,2,4-Trimethylbenzene	ND		0.50	ppbv	1	2/20/2017 05:26 PM
1,2-Dibromoethane	ND		0.50	ppbv	1	2/20/2017 05:26 PM
1,2-Dichlorobenzene	ND		0.50	ppbv	1	2/20/2017 05:26 PM
1,2-Dichloroethane	ND		0.50	ppbv	1	2/20/2017 05:26 PM
1,2-Dichloropropane	ND		0.50	ppbv	1	2/20/2017 05:26 PM
1,3,5-Trimethylbenzene	ND		0.50	ppbv	1	2/20/2017 05:26 PM
1,3-Butadiene	ND		0.50	ppbv	1	2/20/2017 05:26 PM
1,3-Dichlorobenzene	ND		0.50	ppbv	1	2/20/2017 05:26 PM
1,4-Dichlorobenzene	ND		0.50	ppbv	1	2/20/2017 05:26 PM
1,4-Dioxane	ND		1.0	ppbv	1	2/20/2017 05:26 PM
2-Butanone	ND		0.50	ppbv	1	2/20/2017 05:26 PM
2-Hexanone	ND		0.50	ppbv	1	2/20/2017 05:26 PM
2-Propanol	ND		1.0	ppbv	1	2/20/2017 05:26 PM
4-Ethyltoluene	ND		0.50	ppbv	1	2/20/2017 05:26 PM
4-Methyl-2-pentanone	ND		0.50	ppbv	1	2/20/2017 05:26 PM
Acetone	6.6		1.0	ppbv	1	2/20/2017 05:26 PM
Benzene	ND		0.50	ppbv	1	2/20/2017 05:26 PM
Benzyl chloride	ND		0.50	ppbv	1	2/20/2017 05:26 PM
Bromodichloromethane	ND		0.50	ppbv	1	2/20/2017 05:26 PM
Bromoform	ND		0.50	ppbv	1	2/20/2017 05:26 PM
Bromomethane	ND		0.50	ppbv	1	2/20/2017 05:26 PM
Carbon disulfide	ND		0.50	ppbv	1	2/20/2017 05:26 PM
Carbon tetrachloride	ND		0.50	ppbv	1	2/20/2017 05:26 PM
Chlorobenzene	ND		0.50	ppbv	1	2/20/2017 05:26 PM
Chloroethane	ND		0.50	ppbv	1	2/20/2017 05:26 PM
Chloroform	ND		0.20	ppbv	1	2/20/2017 05:26 PM
Chloromethane	0.59		0.50	ppbv	1	2/20/2017 05:26 PM
cis-1,2-Dichloroethene	ND		0.50	ppbv	1	2/20/2017 05:26 PM
cis-1,3-Dichloropropene	ND		0.50	ppbv	1	2/20/2017 05:26 PM
Cumene	ND		0.50	ppbv	1	2/20/2017 05:26 PM
Cyclohexane	ND		0.50	ppbv	1	2/20/2017 05:26 PM
Dibromochloromethane	ND		0.50	ppbv	1	2/20/2017 05:26 PM
Dichlorodifluoromethane	0.51		0.50	ppbv	1	2/20/2017 05:26 PM

Note:

ALS Environmental

Date: 21-Feb-17

Client: Waste Management
Project: Stony Hollow Landfill
Sample ID: AA-21 Landfill N
Collection Date: 2/19/2017

Work Order: 1702666
Lab ID: 1702666-01
Matrix: AIR

Analyses	Result	Qual	Report Limit	Units	Dilution Factor	Date Analyzed
Ethyl acetate	ND		0.50	ppbv	1	2/20/2017 05:26 PM
Ethylbenzene	ND		0.50	ppbv	1	2/20/2017 05:26 PM
Freon 113	ND		0.50	ppbv	1	2/20/2017 05:26 PM
Freon 114	ND		0.50	ppbv	1	2/20/2017 05:26 PM
Heptane	ND		0.50	ppbv	1	2/20/2017 05:26 PM
Hexachlorobutadiene	ND		0.50	ppbv	1	2/20/2017 05:26 PM
Hexane	ND		0.50	ppbv	1	2/20/2017 05:26 PM
m,p-Xylene	ND		0.50	ppbv	1	2/20/2017 05:26 PM
Methylene chloride	ND		0.50	ppbv	1	2/20/2017 05:26 PM
MTBE	ND		0.50	ppbv	1	2/20/2017 05:26 PM
Naphthalene	ND		0.20	ppbv	1	2/20/2017 05:26 PM
o-Xylene	ND		0.50	ppbv	1	2/20/2017 05:26 PM
Propene	ND		0.50	ppbv	1	2/20/2017 05:26 PM
Styrene	ND		0.50	ppbv	1	2/20/2017 05:26 PM
Tetrachloroethene	ND		0.50	ppbv	1	2/20/2017 05:26 PM
Tetrahydrofuran	ND		0.50	ppbv	1	2/20/2017 05:26 PM
Toluene	ND		0.50	ppbv	1	2/20/2017 05:26 PM
trans-1,2-Dichloroethene	ND		0.50	ppbv	1	2/20/2017 05:26 PM
trans-1,3-Dichloropropene	ND		0.50	ppbv	1	2/20/2017 05:26 PM
Trichloroethene	ND		0.20	ppbv	1	2/20/2017 05:26 PM
Trichlorofluoromethane	ND		0.50	ppbv	1	2/20/2017 05:26 PM
Vinyl acetate	ND		0.50	ppbv	1	2/20/2017 05:26 PM
Vinyl chloride	ND		0.50	ppbv	1	2/20/2017 05:26 PM
<i>Surr: Bromofluorobenzene</i>	103		60-140	%REC	1	2/20/2017 05:26 PM

TO-15 BY GC/MS

ETO-15

Analyst: MRJ

1,1,1-Trichloroethane	ND		2.73	µg/m3	1	2/20/2017 05:26 PM
1,1,2,2-Tetrachloroethane	ND		3.43	µg/m3	1	2/20/2017 05:26 PM
1,1,2-Trichloroethane	ND		2.73	µg/m3	1	2/20/2017 05:26 PM
1,1-Dichloroethane	ND		2.02	µg/m3	1	2/20/2017 05:26 PM
1,1-Dichloroethene	ND		1.98	µg/m3	1	2/20/2017 05:26 PM
1,2,4-Trichlorobenzene	ND		3.71	µg/m3	1	2/20/2017 05:26 PM
1,2,4-Trimethylbenzene	ND		2.46	µg/m3	1	2/20/2017 05:26 PM
1,2-Dibromoethane	ND		3.84	µg/m3	1	2/20/2017 05:26 PM
1,2-Dichlorobenzene	ND		3.01	µg/m3	1	2/20/2017 05:26 PM
1,2-Dichloroethane	ND		2.02	µg/m3	1	2/20/2017 05:26 PM
1,2-Dichloropropane	ND		2.31	µg/m3	1	2/20/2017 05:26 PM
1,3,5-Trimethylbenzene	ND		2.46	µg/m3	1	2/20/2017 05:26 PM
1,3-Butadiene	ND		1.11	µg/m3	1	2/20/2017 05:26 PM
1,3-Dichlorobenzene	ND		3.01	µg/m3	1	2/20/2017 05:26 PM
1,4-Dichlorobenzene	ND		3.01	µg/m3	1	2/20/2017 05:26 PM

Note:

ALS Environmental

Date: 21-Feb-17

Client: Waste Management
Project: Stony Hollow Landfill
Sample ID: AA-21 Landfill N
Collection Date: 2/19/2017

Work Order: 1702666
Lab ID: 1702666-01
Matrix: AIR

Analyses	Result	Qual	Report Limit	Units	Dilution Factor	Date Analyzed
1,4-Dioxane	ND		3.60	µg/m3	1	2/20/2017 05:26 PM
2-Butanone	ND		1.47	µg/m3	1	2/20/2017 05:26 PM
2-Hexanone	ND		2.05	µg/m3	1	2/20/2017 05:26 PM
2-Propanol	ND		2.46	µg/m3	1	2/20/2017 05:26 PM
4-Ethyltoluene	ND		2.46	µg/m3	1	2/20/2017 05:26 PM
4-Methyl-2-pentanone	ND		2.05	µg/m3	1	2/20/2017 05:26 PM
Acetone	15.7		2.38	µg/m3	1	2/20/2017 05:26 PM
Benzene	ND		1.60	µg/m3	1	2/20/2017 05:26 PM
Benzyl chloride	ND		2.59	µg/m3	1	2/20/2017 05:26 PM
Bromodichloromethane	ND		3.35	µg/m3	1	2/20/2017 05:26 PM
Bromoform	ND		5.17	µg/m3	1	2/20/2017 05:26 PM
Bromomethane	ND		1.94	µg/m3	1	2/20/2017 05:26 PM
Carbon disulfide	ND		1.56	µg/m3	1	2/20/2017 05:26 PM
Carbon tetrachloride	ND		3.15	µg/m3	1	2/20/2017 05:26 PM
Chlorobenzene	ND		2.30	µg/m3	1	2/20/2017 05:26 PM
Chloroethane	ND		1.32	µg/m3	1	2/20/2017 05:26 PM
Chloroform	ND		0.976	µg/m3	1	2/20/2017 05:26 PM
Chloromethane	1.22		1.03	µg/m3	1	2/20/2017 05:26 PM
cis-1,2-Dichloroethene	ND		1.98	µg/m3	1	2/20/2017 05:26 PM
cis-1,3-Dichloropropene	ND		2.27	µg/m3	1	2/20/2017 05:26 PM
Cumene	ND		2.46	µg/m3	1	2/20/2017 05:26 PM
Cyclohexane	ND		1.72	µg/m3	1	2/20/2017 05:26 PM
Dibromochloromethane	ND		4.26	µg/m3	1	2/20/2017 05:26 PM
Dichlorodifluoromethane	2.52		2.47	µg/m3	1	2/20/2017 05:26 PM
Ethyl acetate	ND		1.80	µg/m3	1	2/20/2017 05:26 PM
Ethylbenzene	ND		2.17	µg/m3	1	2/20/2017 05:26 PM
Freon 113	ND		3.83	µg/m3	1	2/20/2017 05:26 PM
Freon 114	ND		3.50	µg/m3	1	2/20/2017 05:26 PM
Heptane	ND		2.05	µg/m3	1	2/20/2017 05:26 PM
Hexachlorobutadiene	ND		5.33	µg/m3	1	2/20/2017 05:26 PM
Hexane	ND		1.76	µg/m3	1	2/20/2017 05:26 PM
m,p-Xylene	ND		2.17	µg/m3	1	2/20/2017 05:26 PM
Methylene chloride	ND		1.74	µg/m3	1	2/20/2017 05:26 PM
MTBE	ND		1.80	µg/m3	1	2/20/2017 05:26 PM
Naphthalene	ND		1.05	µg/m3	1	2/20/2017 05:26 PM
o-Xylene	ND		2.17	µg/m3	1	2/20/2017 05:26 PM
Propene	ND		0.861	µg/m3	1	2/20/2017 05:26 PM
Styrene	ND		2.13	µg/m3	1	2/20/2017 05:26 PM
Tetrachloroethene	ND		3.39	µg/m3	1	2/20/2017 05:26 PM
Tetrahydrofuran	ND		1.47	µg/m3	1	2/20/2017 05:26 PM

Note:

ALS Environmental

Date: 21-Feb-17

Client: Waste Management
Project: Stony Hollow Landfill
Sample ID: AA-21 Landfill N
Collection Date: 2/19/2017

Work Order: 1702666
Lab ID: 1702666-01
Matrix: AIR

Analyses	Result	Qual	Report Limit	Units	Dilution Factor	Date Analyzed
Toluene	ND		1.88	µg/m3	1	2/20/2017 05:26 PM
trans-1,2-Dichloroethene	ND		1.98	µg/m3	1	2/20/2017 05:26 PM
trans-1,3-Dichloropropene	ND		2.27	µg/m3	1	2/20/2017 05:26 PM
Trichloroethene	ND		1.07	µg/m3	1	2/20/2017 05:26 PM
Trichlorofluoromethane	ND		2.81	µg/m3	1	2/20/2017 05:26 PM
Vinyl acetate	ND		1.76	µg/m3	1	2/20/2017 05:26 PM
Vinyl chloride	ND		1.28	µg/m3	1	2/20/2017 05:26 PM
Surr: Bromofluorobenzene	103		60-140	%REC	1	2/20/2017 05:26 PM

Note:

ALS Environmental

Date: 21-Feb-17

Client: Waste Management
Project: Stony Hollow Landfill
Sample ID: AA-22 Landfill S
Collection Date: 2/19/2017

Work Order: 1702666
Lab ID: 1702666-02
Matrix: AIR

Analyses	Result	Qual	Report Limit	Units	Dilution Factor	Date Analyzed
TO-15 BY GC/MS			ETO-15			Analyst: MRJ
1,1,1-Trichloroethane	ND		0.50	ppbv	1	2/20/2017 06:11 PM
1,1,2,2-Tetrachloroethane	ND		0.50	ppbv	1	2/20/2017 06:11 PM
1,1,2-Trichloroethane	ND		0.50	ppbv	1	2/20/2017 06:11 PM
1,1-Dichloroethane	ND		0.50	ppbv	1	2/20/2017 06:11 PM
1,1-Dichloroethene	ND		0.50	ppbv	1	2/20/2017 06:11 PM
1,2,4-Trichlorobenzene	ND		0.50	ppbv	1	2/20/2017 06:11 PM
1,2,4-Trimethylbenzene	ND		0.50	ppbv	1	2/20/2017 06:11 PM
1,2-Dibromoethane	ND		0.50	ppbv	1	2/20/2017 06:11 PM
1,2-Dichlorobenzene	ND		0.50	ppbv	1	2/20/2017 06:11 PM
1,2-Dichloroethane	ND		0.50	ppbv	1	2/20/2017 06:11 PM
1,2-Dichloropropane	ND		0.50	ppbv	1	2/20/2017 06:11 PM
1,3,5-Trimethylbenzene	ND		0.50	ppbv	1	2/20/2017 06:11 PM
1,3-Butadiene	ND		0.50	ppbv	1	2/20/2017 06:11 PM
1,3-Dichlorobenzene	ND		0.50	ppbv	1	2/20/2017 06:11 PM
1,4-Dichlorobenzene	ND		0.50	ppbv	1	2/20/2017 06:11 PM
1,4-Dioxane	ND		1.0	ppbv	1	2/20/2017 06:11 PM
2-Butanone	ND		0.50	ppbv	1	2/20/2017 06:11 PM
2-Hexanone	ND		0.50	ppbv	1	2/20/2017 06:11 PM
2-Propanol	ND		1.0	ppbv	1	2/20/2017 06:11 PM
4-Ethyltoluene	ND		0.50	ppbv	1	2/20/2017 06:11 PM
4-Methyl-2-pentanone	ND		0.50	ppbv	1	2/20/2017 06:11 PM
Acetone	2.2		1.0	ppbv	1	2/20/2017 06:11 PM
Benzene	ND		0.50	ppbv	1	2/20/2017 06:11 PM
Benzyl chloride	ND		0.50	ppbv	1	2/20/2017 06:11 PM
Bromodichloromethane	ND		0.50	ppbv	1	2/20/2017 06:11 PM
Bromoform	ND		0.50	ppbv	1	2/20/2017 06:11 PM
Bromomethane	ND		0.50	ppbv	1	2/20/2017 06:11 PM
Carbon disulfide	ND		0.50	ppbv	1	2/20/2017 06:11 PM
Carbon tetrachloride	ND		0.50	ppbv	1	2/20/2017 06:11 PM
Chlorobenzene	ND		0.50	ppbv	1	2/20/2017 06:11 PM
Chloroethane	ND		0.50	ppbv	1	2/20/2017 06:11 PM
Chloroform	ND		0.20	ppbv	1	2/20/2017 06:11 PM
Chloromethane	0.56		0.50	ppbv	1	2/20/2017 06:11 PM
cis-1,2-Dichloroethene	ND		0.50	ppbv	1	2/20/2017 06:11 PM
cis-1,3-Dichloropropene	ND		0.50	ppbv	1	2/20/2017 06:11 PM
Cumene	ND		0.50	ppbv	1	2/20/2017 06:11 PM
Cyclohexane	ND		0.50	ppbv	1	2/20/2017 06:11 PM
Dibromochloromethane	ND		0.50	ppbv	1	2/20/2017 06:11 PM
Dichlorodifluoromethane	0.50		0.50	ppbv	1	2/20/2017 06:11 PM

Note:

ALS Environmental

Date: 21-Feb-17

Client: Waste Management
Project: Stony Hollow Landfill
Sample ID: AA-22 Landfill S
Collection Date: 2/19/2017

Work Order: 1702666
Lab ID: 1702666-02
Matrix: AIR

Analyses	Result	Qual	Report Limit	Units	Dilution Factor	Date Analyzed
Ethyl acetate	ND		0.50	ppbv	1	2/20/2017 06:11 PM
Ethylbenzene	ND		0.50	ppbv	1	2/20/2017 06:11 PM
Freon 113	ND		0.50	ppbv	1	2/20/2017 06:11 PM
Freon 114	ND		0.50	ppbv	1	2/20/2017 06:11 PM
Heptane	ND		0.50	ppbv	1	2/20/2017 06:11 PM
Hexachlorobutadiene	ND		0.50	ppbv	1	2/20/2017 06:11 PM
Hexane	ND		0.50	ppbv	1	2/20/2017 06:11 PM
m,p-Xylene	ND		0.50	ppbv	1	2/20/2017 06:11 PM
Methylene chloride	ND		0.50	ppbv	1	2/20/2017 06:11 PM
MTBE	ND		0.50	ppbv	1	2/20/2017 06:11 PM
Naphthalene	ND		0.20	ppbv	1	2/20/2017 06:11 PM
o-Xylene	ND		0.50	ppbv	1	2/20/2017 06:11 PM
Propene	ND		0.50	ppbv	1	2/20/2017 06:11 PM
Styrene	ND		0.50	ppbv	1	2/20/2017 06:11 PM
Tetrachloroethene	ND		0.50	ppbv	1	2/20/2017 06:11 PM
Tetrahydrofuran	ND		0.50	ppbv	1	2/20/2017 06:11 PM
Toluene	ND		0.50	ppbv	1	2/20/2017 06:11 PM
trans-1,2-Dichloroethene	ND		0.50	ppbv	1	2/20/2017 06:11 PM
trans-1,3-Dichloropropene	ND		0.50	ppbv	1	2/20/2017 06:11 PM
Trichloroethene	ND		0.20	ppbv	1	2/20/2017 06:11 PM
Trichlorofluoromethane	ND		0.50	ppbv	1	2/20/2017 06:11 PM
Vinyl acetate	ND		0.50	ppbv	1	2/20/2017 06:11 PM
Vinyl chloride	ND		0.50	ppbv	1	2/20/2017 06:11 PM
Surr: Bromofluorobenzene	97.0		60-140	%REC	1	2/20/2017 06:11 PM

TO-15 BY GC/MS

ETO-15

Analyst: MRJ

1,1,1-Trichloroethane	ND		2.73	µg/m3	1	2/20/2017 06:11 PM
1,1,2,2-Tetrachloroethane	ND		3.43	µg/m3	1	2/20/2017 06:11 PM
1,1,2-Trichloroethane	ND		2.73	µg/m3	1	2/20/2017 06:11 PM
1,1-Dichloroethane	ND		2.02	µg/m3	1	2/20/2017 06:11 PM
1,1-Dichloroethene	ND		1.98	µg/m3	1	2/20/2017 06:11 PM
1,2,4-Trichlorobenzene	ND		3.71	µg/m3	1	2/20/2017 06:11 PM
1,2,4-Trimethylbenzene	ND		2.46	µg/m3	1	2/20/2017 06:11 PM
1,2-Dibromoethane	ND		3.84	µg/m3	1	2/20/2017 06:11 PM
1,2-Dichlorobenzene	ND		3.01	µg/m3	1	2/20/2017 06:11 PM
1,2-Dichloroethane	ND		2.02	µg/m3	1	2/20/2017 06:11 PM
1,2-Dichloropropane	ND		2.31	µg/m3	1	2/20/2017 06:11 PM
1,3,5-Trimethylbenzene	ND		2.46	µg/m3	1	2/20/2017 06:11 PM
1,3-Butadiene	ND		1.11	µg/m3	1	2/20/2017 06:11 PM
1,3-Dichlorobenzene	ND		3.01	µg/m3	1	2/20/2017 06:11 PM
1,4-Dichlorobenzene	ND		3.01	µg/m3	1	2/20/2017 06:11 PM

Note:

ALS Environmental

Date: 21-Feb-17

Client: Waste Management
Project: Stony Hollow Landfill
Sample ID: AA-22 Landfill S
Collection Date: 2/19/2017

Work Order: 1702666
Lab ID: 1702666-02
Matrix: AIR

Analyses	Result	Qual	Report Limit	Units	Dilution Factor	Date Analyzed
1,4-Dioxane	ND		3.60	µg/m3	1	2/20/2017 06:11 PM
2-Butanone	ND		1.47	µg/m3	1	2/20/2017 06:11 PM
2-Hexanone	ND		2.05	µg/m3	1	2/20/2017 06:11 PM
2-Propanol	ND		2.46	µg/m3	1	2/20/2017 06:11 PM
4-Ethyltoluene	ND		2.46	µg/m3	1	2/20/2017 06:11 PM
4-Methyl-2-pentanone	ND		2.05	µg/m3	1	2/20/2017 06:11 PM
Acetone	5.23		2.38	µg/m3	1	2/20/2017 06:11 PM
Benzene	ND		1.60	µg/m3	1	2/20/2017 06:11 PM
Benzyl chloride	ND		2.59	µg/m3	1	2/20/2017 06:11 PM
Bromodichloromethane	ND		3.35	µg/m3	1	2/20/2017 06:11 PM
Bromoform	ND		5.17	µg/m3	1	2/20/2017 06:11 PM
Bromomethane	ND		1.94	µg/m3	1	2/20/2017 06:11 PM
Carbon disulfide	ND		1.56	µg/m3	1	2/20/2017 06:11 PM
Carbon tetrachloride	ND		3.15	µg/m3	1	2/20/2017 06:11 PM
Chlorobenzene	ND		2.30	µg/m3	1	2/20/2017 06:11 PM
Chloroethane	ND		1.32	µg/m3	1	2/20/2017 06:11 PM
Chloroform	ND		0.976	µg/m3	1	2/20/2017 06:11 PM
Chloromethane	1.16		1.03	µg/m3	1	2/20/2017 06:11 PM
cis-1,2-Dichloroethene	ND		1.98	µg/m3	1	2/20/2017 06:11 PM
cis-1,3-Dichloropropene	ND		2.27	µg/m3	1	2/20/2017 06:11 PM
Cumene	ND		2.46	µg/m3	1	2/20/2017 06:11 PM
Cyclohexane	ND		1.72	µg/m3	1	2/20/2017 06:11 PM
Dibromochloromethane	ND		4.26	µg/m3	1	2/20/2017 06:11 PM
Dichlorodifluoromethane	2.47		2.47	µg/m3	1	2/20/2017 06:11 PM
Ethyl acetate	ND		1.80	µg/m3	1	2/20/2017 06:11 PM
Ethylbenzene	ND		2.17	µg/m3	1	2/20/2017 06:11 PM
Freon 113	ND		3.83	µg/m3	1	2/20/2017 06:11 PM
Freon 114	ND		3.50	µg/m3	1	2/20/2017 06:11 PM
Heptane	ND		2.05	µg/m3	1	2/20/2017 06:11 PM
Hexachlorobutadiene	ND		5.33	µg/m3	1	2/20/2017 06:11 PM
Hexane	ND		1.76	µg/m3	1	2/20/2017 06:11 PM
m,p-Xylene	ND		2.17	µg/m3	1	2/20/2017 06:11 PM
Methylene chloride	ND		1.74	µg/m3	1	2/20/2017 06:11 PM
MTBE	ND		1.80	µg/m3	1	2/20/2017 06:11 PM
Naphthalene	ND		1.05	µg/m3	1	2/20/2017 06:11 PM
o-Xylene	ND		2.17	µg/m3	1	2/20/2017 06:11 PM
Propene	ND		0.861	µg/m3	1	2/20/2017 06:11 PM
Styrene	ND		2.13	µg/m3	1	2/20/2017 06:11 PM
Tetrachloroethene	ND		3.39	µg/m3	1	2/20/2017 06:11 PM
Tetrahydrofuran	ND		1.47	µg/m3	1	2/20/2017 06:11 PM

Note:

ALS Environmental

Date: 21-Feb-17

Client: Waste Management
Project: Stony Hollow Landfill
Sample ID: AA-22 Landfill S
Collection Date: 2/19/2017

Work Order: 1702666
Lab ID: 1702666-02
Matrix: AIR

Analyses	Result	Qual	Report Limit	Units	Dilution Factor	Date Analyzed
Toluene	ND		1.88	µg/m3	1	2/20/2017 06:11 PM
trans-1,2-Dichloroethene	ND		1.98	µg/m3	1	2/20/2017 06:11 PM
trans-1,3-Dichloropropene	ND		2.27	µg/m3	1	2/20/2017 06:11 PM
Trichloroethene	ND		1.07	µg/m3	1	2/20/2017 06:11 PM
Trichlorofluoromethane	ND		2.81	µg/m3	1	2/20/2017 06:11 PM
Vinyl acetate	ND		1.76	µg/m3	1	2/20/2017 06:11 PM
Vinyl chloride	ND		1.28	µg/m3	1	2/20/2017 06:11 PM
Surr: Bromofluorobenzene	97.0		60-140	%REC	1	2/20/2017 06:11 PM

Note:

ALS Environmental

Date: 21-Feb-17

Client: Waste Management

QC BATCH REPORT

Work Order: 1702666

Project: Stony Hollow Landfill

Batch ID: R137810

Instrument ID: VMS4

Method: ETO-15

mbk		Sample ID: MBLK-R137810			Units: ppbv		Analysis Date: 2/20/2017 11:20 AM			
Client ID:		Run ID: VMS4_170220A			SeqNo: 1450109		Prep Date:		DF: 1	
Analyte	Result	PQL	SPK Val	SPK Ref Value	%REC	Control Limit	RPD Ref Value	%RPD	RPD Limit	Qual
1,1,1-Trichloroethane	ND	0.50								
1,1,2,2-Tetrachloroethane	ND	0.50								
1,1,2-Trichloroethane	ND	0.50								
1,1-Dichloroethane	ND	0.50								
1,1-Dichloroethene	ND	0.50								
1,2,4-Trichlorobenzene	ND	0.50								
1,2,4-Trimethylbenzene	ND	0.50								
1,2-Dibromoethane	ND	0.50								
1,2-Dichlorobenzene	ND	0.50								
1,2-Dichloroethane	ND	0.50								
1,2-Dichloropropane	ND	0.50								
1,3,5-Trimethylbenzene	ND	0.50								
1,3-Butadiene	ND	0.50								
1,3-Dichlorobenzene	ND	0.50								
1,4-Dichlorobenzene	ND	0.50								
1,4-Dioxane	ND	1.0								
2-Butanone	ND	0.50								
2-Hexanone	ND	0.50								
2-Propanol	ND	1.0								
4-Ethyltoluene	ND	0.50								
4-Methyl-2-pentanone	ND	0.50								
Acetone	ND	1.0								
Benzene	ND	0.50								
Benzyl chloride	ND	0.50								
Bromodichloromethane	ND	0.50								
Bromoform	ND	0.50								
Bromomethane	ND	0.50								
Carbon disulfide	ND	0.50								
Carbon tetrachloride	ND	0.50								
Chlorobenzene	ND	0.50								
Chloroethane	ND	0.50								
Chloroform	ND	0.20								
Chloromethane	ND	0.50								
cis-1,2-Dichloroethene	ND	0.50								
cis-1,3-Dichloropropene	ND	0.50								
Cumene	ND	0.50								
Cyclohexane	ND	0.50								
Dibromochloromethane	ND	0.50								
Dichlorodifluoromethane	ND	0.50								
Ethyl acetate	ND	0.50								
Ethylbenzene	ND	0.50								

Note: See Qualifiers Page for a list of Qualifiers and their explanation.

Client: Waste Management
Work Order: 1702666
Project: Stony Hollow Landfill

QC BATCH REPORT

Batch ID: R137810	Instrument ID: VMS4	Method: ETO-15						
Freon 113	ND	0.50						
Freon 114	ND	0.50						
Heptane	ND	0.50						
Hexachlorobutadiene	ND	0.50						
Hexane	ND	0.50						
m,p-Xylene	ND	0.50						
Methylene chloride	ND	0.50						
MTBE	ND	0.50						
Naphthalene	ND	0.20						
o-Xylene	ND	0.50						
Propene	ND	0.50						
Styrene	ND	0.50						
Tetrachloroethene	ND	0.50						
Tetrahydrofuran	ND	0.50						
Toluene	ND	0.50						
trans-1,2-Dichloroethene	ND	0.50						
trans-1,3-Dichloropropene	ND	0.50						
Trichloroethene	ND	0.20						
Trichlorofluoromethane	ND	0.50						
Vinyl acetate	ND	0.50						
Vinyl chloride	ND	0.50						
<i>Surr: Bromofluorobenzene</i>	9.82	0	10	0	98.2	60-140	0	

Note: See Qualifiers Page for a list of Qualifiers and their explanation.

Client: Waste Management
 Work Order: 1702666
 Project: Stony Hollow Landfill

QC BATCH REPORT

Batch ID: R137810 Instrument ID: VMS4 Method: ETO-15

ics		Sample ID: LCS-R137810			Units: ppbv		Analysis Date: 2/20/2017 10:35 AM			
Client ID:		Run ID: VMS4_170220A			SeqNo: 1450108		Prep Date:		DF: 1	
Analyte	Result	PQL	SPK Val	SPK Ref Value	%REC	Control Limit	RPD Ref Value	%RPD	RPD Limit	Qual
1,1,1-Trichloroethane	9.69	0.50	10	0	96.9	58.8-163	0			
1,1,2,2-Tetrachloroethane	9.64	0.50	10	0	96.4	60-140	0			
1,1,2-Trichloroethane	9.05	0.50	10	0	90.5	60-140	0			
1,1-Dichloroethane	9.25	0.50	10	0	92.5	60-140	0			
1,1-Dichloroethene	9.1	0.50	10	0	91	60-140	0			
1,2,4-Trichlorobenzene	7.74	0.50	10	0	77.4	49.3-150	0			
1,2,4-Trimethylbenzene	9.41	0.50	10	0	94.1	50.1-162	0			
1,2-Dibromoethane	9.01	0.50	10	0	90.1	60-140	0			
1,2-Dichlorobenzene	9.37	0.50	10	0	93.7	41.9-141	0			
1,2-Dichloroethane	9.88	0.50	10	0	98.8	60-140	0			
1,2-Dichloropropane	9.29	0.50	10	0	92.9	60-140	0			
1,3,5-Trimethylbenzene	9.47	0.50	10	0	94.7	60-140	0			
1,3-Butadiene	10.17	0.50	10	0	102	50.6-140	0			
1,3-Dichlorobenzene	9.36	0.50	10	0	93.6	60-140	0			
1,4-Dichlorobenzene	9.2	0.50	10	0	92	55.1-145	0			
1,4-Dioxane	7.33	1.0	10	0	73.3	60-140	0			
2-Butanone	9.14	0.50	10	0	91.4	60-140	0			
2-Hexanone	7.48	0.50	10	0	74.8	56.2-162	0			
2-Propanol	8.46	1.0	10	0	84.6	60-140	0			
4-Ethyltoluene	9.47	0.50	10	0	94.7	60-140	0			
4-Methyl-2-pentanone	8.68	0.50	10	0	86.8	60-140	0			
Acetone	8.57	1.0	10	0	85.7	60-140	0			
Benzene	9.25	0.50	10	0	92.5	60-140	0			
Benzyl chloride	9.3	0.50	10	0	93	31.9-174	0			
Bromodichloromethane	9.77	0.50	10	0	97.7	60-140	0			
Bromoform	9.97	0.50	10	0	99.7	60-140	0			
Bromomethane	9.52	0.50	10	0	95.2	60-140	0			
Carbon disulfide	9.16	0.50	10	0	91.6	60-140	0			
Carbon tetrachloride	9.89	0.50	10	0	98.9	60-140	0			
Chlorobenzene	9.43	0.50	10	0	94.3	60-140	0			
Chloroethane	8.56	0.50	10	0	85.6	60-140	0			
Chloroform	9.62	0.20	10	0	96.2	60-140	0			
Chloromethane	8.18	0.50	10	0	81.8	60-140	0			
cis-1,2-Dichloroethene	9.23	0.50	10	0	92.3	60-140	0			
cis-1,3-Dichloropropene	9.39	0.50	10	0	93.9	60-140	0			
Cumene	9.5	0.50	10	0	95	60-140	0			
Cyclohexane	9.34	0.50	10	0	93.4	60-140	0			
Dibromochloromethane	9.51	0.50	10	0	95.1	60-140	0			
Dichlorodifluoromethane	8.85	0.50	10	0	88.5	60-140	0			
Ethyl acetate	9.23	0.50	10	0	92.3	60-140	0			
Ethylbenzene	9.5	0.50	10	0	95	60-140	0			
Freon 113	9.03	0.50	10	0	90.3	60-140	0			

Note: See Qualifiers Page for a list of Qualifiers and their explanation.

Client: Waste Management
Work Order: 1702666
Project: Stony Hollow Landfill

QC BATCH REPORT

Batch ID: R137810	Instrument ID: VMS4		Method: ETO-15					
Freon 114	8.65	0.50	10	0	86.5	60-140	0	
Heptane	9.01	0.50	10	0	90.1	60-140	0	
Hexachlorobutadiene	9	0.50	10	0	90	60-140	0	
Hexane	9.07	0.50	10	0	90.7	60-140	0	
m,p-Xylene	19.15	0.50	20	0	95.8	60-140	0	
Methylene chloride	8.64	0.50	10	0	86.4	60-140	0	
MTBE	9.1	0.50	10	0	91	60.8-151	0	
Naphthalene	7.23	0.20	10	0	72.3	53.1-152	0	
o-Xylene	9.47	0.50	10	0	94.7	60-140	0	
Propene	8.51	0.50	10	0	85.1	34.4-139	0	
Styrene	9.37	0.50	10	0	93.7	60-140	0	
Tetrachloroethene	8.79	0.50	10	0	87.9	60-140	0	
Tetrahydrofuran	8.73	0.50	10	0	87.3	60-140	0	
Toluene	9.07	0.50	10	0	90.7	60-140	0	
trans-1,2-Dichloroethene	9.25	0.50	10	0	92.5	60-140	0	
trans-1,3-Dichloropropene	9.36	0.50	10	0	93.6	60-140	0	
Trichloroethene	9.23	0.20	10	0	92.3	60-140	0	
Trichlorofluoromethane	8.96	0.50	10	0	89.6	60-140	0	
Vinyl acetate	9	0.50	10	0	90	48.4-145	0	
Vinyl chloride	9.82	0.50	10	0	98.2	60-140	0	
Surr: Bromofluorobenzene	9.9	0	10	0	99	60-140	0	

The following samples were analyzed in this batch:

1702666-01A	1702666-02A
-------------	-------------

Client: Waste Management
Project: Stony Hollow Landfill
WorkOrder: 1702666

**QUALIFIERS,
ACRONYMS, UNITS**

<u>Qualifier</u>	<u>Description</u>
*	Value exceeds Regulatory Limit
a	Not accredited
B	Analyte detected in the associated Method Blank above the Reporting Limit
E	Value above quantitation range
H	Analyzed outside of Holding Time
J	Analyte detected below quantitation limit
n	Not offered for accreditation
ND	Not Detected at the Reporting Limit
O	Sample amount is > 4 times amount spiked
P	Dual Column results percent difference > 40%
R	RPD above laboratory control limit
S	Spike Recovery outside laboratory control limits
U	Analyzed but not detected above the MDL

<u>Acronym</u>	<u>Description</u>
DUP	Method Duplicate
E	EPA Method
LCS	Laboratory Control Sample
LCSD	Laboratory Control Sample Duplicate
MBLK	Method Blank
MDL	Method Detection Limit
MQL	Method Quantitation Limit
MS	Matrix Spike
MSD	Matrix Spike Duplicate
PDS	Post Digestion Spike
PQL	Practical Quantitation Limit
SDL	Sample Detection Limit
SW	SW-846 Method

<u>Units Reported</u>	<u>Description</u>
µg/m ³	
ppbv	

Sample Receipt Checklist

Client Name: STONYHOLLOWLANDFILL-DAY

Date/Time Received: 20-Feb-17 14:56

Work Order: 1702666

Received by: JNW

Checklist completed by: J an Wilcox 20-Feb-17
eSignature Date

Reviewed by: Rob Nieman 21-Feb-17
eSignature Date

Matrices:

Carrier name: ALSHN

Shipping container/cooler in good condition? Yes No Not Present

Custody seals intact on shipping container/cooler? Yes No Not Present

Custody seals intact on sample bottles? Yes No Not Present

Chain of custody present? Yes No

Chain of custody signed when relinquished and received? Yes No

Chain of custody agrees with sample labels? Yes No

Samples in proper container/bottle? Yes No

Sample containers intact? Yes No

Sufficient sample volume for indicated test? Yes No

All samples received within holding time? Yes No

Container/Temp Blank temperature in compliance? Yes No

Temperature(s)/Thermometer(s):

Cooler(s)/Kit(s):

Water - VOA vials have zero headspace? Yes No No VOA vials submitted

Water - pH acceptable upon receipt? Yes No N/A

pH adjusted? Yes No N/A

pH adjusted by:

Login Notes:

Client Contacted:

Date Contacted:

Person Contacted:

Contacted By:

Regarding:

Comments:

CorrectiveAction:

1702666



**ANALYTICAL SERVICES REQUEST
AND CHAIN OF CUSTODY**

Send to LJB: Invoice Results

Send to: Invoice Results

Contact: Jennifer Miller

Contact: Peter Lucas

Address/Email:
jmill@ljbinc.com
2500 Newmark Drive
Miamisburg, OH 45342

Address/Email:
plucas2@wm.com

Phone: 937-259-5048 or 937-689-3638

Phone:

Fax:

Fax:

LJB job #: N/A P.O. #: Per Peter Lucas/WM

Sample site: Stony Hollow Landfill

Sampled by: Jennifer Miller

Signature: [Signature]

Rush Phone results
 Standard turnaround Fax results
 Need by: 1-day turnaround Email results

Special instructions:

Sample ID	Date	Time	Matrix	Comp	Grab	# Btls
AA-21 Landfill N	02/18/17 02/19/17	0814-0816	Air		X	1
AA-22 Landfill S	↓	0830-0759	Air		X	1

TO-15

Analysis Requested

Remarks:

ALS LAB USE ONLY

COOLER TEMP: °C pH ADJUSTMENTS:
 COOLING METHOD: NONE COOLER WET ICE DRY ICE ICE PACK
 DELIVERY METHOD: CLIENT DROP BOX FEDEX UPS
 STD MAIL PRTY MAIL ALS COURIER OTHER:
 CUSTODY SEALS: NONE COOLER PACKAGE SAMPLES
 EQUIP. RETURNED:

Relinquished by: <u>[Signature]</u>	Date/time: 02/20/17 08:42	Received by: <u>[Signature]</u>	Date/time: 2/20/17 8:48 a
Relinquished by: <u>[Signature]</u>	Date/time: 2/20/17 11:11 a	Received by: <u>[Signature]</u>	Date/time: 2/20/17 11:11
Relinquished by: <u>[Signature]</u>	Date/time: 2/20/17 1456	Received at lab by: <u>[Signature]</u>	Date/time: 2/20/17 1456